



Wexner
Medical
Center

SURGERY TODAY

Quarterly Newsletter of The Ohio State University Department of Surgery
February 2013 • Volume 22, Number 1

INSIDE:

2 Ohio State
welcomes
Chinese visitors


4 Dr. Stawicki
presents in
India

7 Dr. Povoski
takes part in
collaboration
with China

11 Dr. Moffatt-
Bruce named
associate dean

12 6th Annual T2C
Conference

Plus more



Leadership of The Ohio State University Wexner Medical Center welcomed distinguished guest from China. From left to right: Dr. Clay Marsh, associate vice president of health sciences research; Timothy Wright, director, Comprehensive Cancer Center; Jiwei Zhang, chairman of the board, Zhonghaodexin Investment Group, China; Shengyang Xi, professor and dean of business and management, Henan University, China; Dr. Noah Weisleder, associate professor, Physiology and Cell Biology; Dr. Jianjie Ma, Karl Klassen chair in thoracic surgery; and Dr. E. Christopher Ellison, Zollinger Chairman, Department of Surgery and College of Medicine distinguished professor.

Please see story on page 2.

JOIN US ON
facebook
CLICK HERE



Ma

INTERNATIONAL PARTNERSHIP

Wexner Medical Center hosts Chinese academic and business group


The Ohio State University and the City of Columbus welcomed representatives of the Zhonghaodexin Investment Group and professors and scientists from the Henan University of Science and Technology in China to the Wexner Medical Center December 18-25, 2012. The purpose of the visit was to discuss potential partnerships for the development of novel therapeutic agents for regenerative medicine and cancer treatment.

Among the distinguished guests were Jiwei Zhang, chairman of the board of Zhonghaodexin Investment Group, and Shengyang Xi, professor and dean of business and management at Henan University of Science and Technology. During their visit, they and their team met with OSU leadership including Dr. Steven Gabbe, CEO, Wexner Medical Center; Dr. Charles Lockwood, dean of the College of Medicine; Dr. Clay Marsh, senior associate vice president for Health Sciences Research; and Dr. Peter Mohler, director of the Davis Heart and Lung Research Institute. Providing key leadership for this initiative are OSU professors Dr. Jianjie Ma, the Karl Klassen Chair in Thoracic Surgery; Dr. Christopher Ellison, Chairman of Department of Surgery; and Dr. Robert Higgins, chief of the Division of Cardiac Surgery and director of the Comprehensive Transplant Center at Ohio State. This visit also received support from the office of Columbus mayor Michael Coleman.

The Zhonghaodexin Investment Group is interested in a co-development effort with TRIM-edicine, Inc, a biotechnology company that is currently investigating protein therapies for regenerative medicine and oncology. According to Dr. Ma, possible benefits of this partnership include “accelerating the discovery and translational medicine at OSU”. Discoveries in regenerative medicine may offer new strategies for the management and treatment of traumatic injury, wound care, cardiovascular disease, cancer treatment and organ transplantation. Dr. Ma is the founder of TRIM-edicine, which maintains research and development laboratories, as well as an administrative office, at the TechColumbus Business Incubator. TRIM-edicine and OSU are currently in the process of establishing a close partnership for this translational effort. ❖

See Photos on page 3

Photos *(continued from page 2)*



(L to R) Dr. Jianjie Ma, Jiwei Zhang, Dr. Steven Gabbe and Dr. Shengyang Xi.



(Front, L to R) Dr. Robert Higgins, Jiwei Zhang, Dr. Shengyang Xi and Dr. Jianjie Ma with members of the visiting delegation (back row).



Stawicki

INTERNATIONAL OUTREACH

Improving trauma and critical care in India

As part of an ongoing international collaboration between U.S. medical schools and universities in India, Dr. Stanislaw Stawicki traveled to India in October 2012. He was part of a consortium that included faculty members from The Ohio State University, Oregon State University, the Jersey City Medical Center, the University of Texas Hermann Memorial Hospital and Northwestern University. Ohio State was also represented by Dr. David Bahner, associate professor of emergency medicine. The mission of the consortium is the international development of trauma and critical care systems.

Dr. Stawicki, assistant professor of surgery and director of research, Division of Trauma, Critical Care and Burn, was invited to present several lectures at the 8th Annual INDO-US Emergency Medicine Summit, in Nashik, Maharashtra, India. Over 300 people, primarily emergency medicine physicians, attended. He directed the course “Annual Trauma Critical Care Interdisciplinary Course” and co-directed the “Fundamentals of Resuscitation in Trauma” at Maharashtra University of Health Sciences, Nashik, India. Dr. Bahner presented the Keynote Address.

Until recently the healthcare system in India, except for very few highly specialized centers, did not have enough practitioners dedicated to the practice of emergency medicine or trauma. The consortium trains leadership to improve, modernize and adopt new technology for trauma and critical care. “The young physicians in India are ready to learn – their minds are like sponges,” said Dr. Stawicki.

The majority of trauma cases in India are the result of accidents, particularly traffic and pedestrian. As an example, Dr. Mamta Swaroop, Assistant Professor in Surgery-Trauma/Critical Care, Northwestern University, recently conducted a study on the high rate of traumatic brain injury among Indian women who, as motorcycle passengers, were involved in traffic collisions. In many cases the women were not wearing helmets and were unaware of basic traffic safety considerations. The study focused on education and prevention.


Dr. Stawicki said that while visiting India, “We were treated like celebrities.” Dr. Stawicki and Dr. Bahner appeared on local news broadcasts and their pictures appeared on the front page of a local newspaper. In describing his experience he said, “I have a deep appreciation for what I can learn from the

See India continued on page 5

India (Continued from page 4)

people of India. In some ways they do so much with so little. It really is a different world compared to the U.S.” During his visit Dr. Stawicki was also able to tour the Pandulena Caves, located in Nashik, Maharashtra. The caves were once home to Buddhist monks and contain many masterpieces of 5th century religious art.

Dr Stawicki previously visited India in October 2011 when he was invited to be the keynote speaker at the 7th Annual INDUS-EM Summit in New Delhi, India. He also had the honor of giving the Opening Address at the inaugural meeting of the International Network of Critical Illness and Injury Trial Experts, New Delhi, India. Recently, he was named to the Advisory Board of the Maharishi Markandeshwar University, Mullana, India, and was named to the INDO-US Advisory Council, a group of U.S. representatives to the INDO-US Emergency & Trauma Collaborative. ❖



Top left and second from top: Humayun's tomb; Top right: All-India War Memorial Arch; Bottom: Modern New Delhi. (Additional photos on page 6)



Top left: Tour of local temples in Nashik; Top right: Dr. Stawicki, Professor Praveen Aggarwal, Chief of Emergency Medicine at AIIMS and Dr. Bahner; Second from top, left to right: Dr. Stawicki with Dr. Sagar Galwankar, Chief Academic Officer of INDUS-EM, and Professor O. P. Kalra, Principal of the University College of Medical Sciences, Delhi; Bottom: Faculty of the Trauma Critical Care Course (left to right – Dr. Sherwin Schrag from Jersey City Medical Center in NJ, Dr. Laura Moore from the UT Houston Memorial Hermann Medical Center, Dr. Stawicki, Dr. Stephanie Gordy from the Oregon Health & Science University, and Dr. Bahner.



Povoski

INTERNATIONAL COLLABORATION

Dr. Povoski joins collaboration with China

Dr. Stephen P. Povoski, associate professor of surgery in the Division of Surgical Oncology, traveled to China in December 2012, as part of an inter-departmental and international team of scientists from The Ohio State University (OSU) and the University of Science and Technology of China (USTC). During his two weeks in China, Dr. Povoski was accompanied by Dr. Ronald Xu, associate professor of the Department of Biomedical Engineering at OSU, along with 3 engineers from USTC, including Drs. Shiwu Zhang, Pengfei Shao, and Ting Si. Their mission was to create an open dialogue with scientists and physicians across China for developing academic collaborations related to cancer detection and imaging technology, with the potential goal of building future industry collaborations. Dr. Xu, who is also a faculty member of the OSU Center for Regenerative Medicine and Cell-Based Therapies, is currently on a one-year sabbatical at USTC in Hefei, China, and is working towards establishing a biomedical engineering presence within the Department of Precision Machinery and Instrumentation at USTC.

Dr. Povoski's clinical practice focuses upon breast cancer, including special interests in sentinel lymph node mapping and biopsy technology and image-guided minimally invasive breast biopsy technology. Dr. Povoski's clinical research interests are primarily focused upon the development of innovative strategies for perioperative and intraoperative tumor detection and tumor imaging for numerous solid malignancies, and the development of tumor-directed surgical and non-surgical therapeutic interventions using various novel molecular targeting agents and innovative detection probe designs, including technologies that represent both radioactive and non-radioactive detection strategies.

Dr. Povoski is closely involved in conjunction with Dr. Edward W. Martin, Jr., professor of surgery in the Division of Surgical Oncology, in a multidisciplinary cancer detection group integrating multiple faculty members from across various Colleges within OSU, including the College of Medicine (Departments of Surgery, Radiology, and Pathology), College of Engineering (Electrical and Computer Engineering, Mechanical and Aerospace Engineering, and Biomedical Engineering), College of Arts and Sciences (Department of Chemistry and Biochemistry), and College of Pharmacy. It is the group's ongoing contention that such a multidisciplinary and integrated approach to developing innovative methods of cancer detection holds much promise for ultimately improving the treatment approaches and long-term outcome of future cancer patients. Most specifically, the ongoing development of more relevant target-specific and antigen-specific cancer

See Povoski continued on page 8

Povoski (continued from page 7)

detection/imaging agents will allow for a multimodal approach to cancer care that encompasses preoperative and perioperative cancer imaging, intraoperative cancer detection and surgical resection, postoperative and long-term surveillance cancer imaging, and a wide variety of potential adjuvant target-specific and antigen-specific cancer therapies.



Dr. Povoski discusses a clinical case with the Chief of Breast Surgery at the First Affiliated Hospital of Anhui Medical University.

During his two week visit to China, Dr. Povoski traveled to four cities, including Hefei, Shanghai, Chongqing, and Hangzhou, giving multiple grand rounds lectures regarding the OSU experience in cancer detection and imaging. His very busy schedule included visiting and lecturing at several departments at UTSC, the First Affiliated Hospital of Anhui Medical University, and the Anhui Provincial Hospital in the city of Hefei; Shanghai Jiao Tong University, Fudan University Shanghai Cancer Center, Philips Healthcare-China, and Covidien China Technology Center in Shanghai; the Chongqing Medical University, the First Affiliated Hospital of Chongqing Medical University, and the Second Affiliated Hospital of Chongqing Medical University in Chongqing; and the Zhejiang Provincial Hospital of Traditional Chinese Medicine in Hangzhou.

This was Dr. Povoski's first trip to China, as well as was his first trip overseas. OSU's Global Gateway office in Shanghai was extremely helpful in arranging

See Povoski continued on page 9

Povoski *(continued from page 8)*

transportation and other logistic details. He recommends contacting the Global Gateway office early when planning travel to China and India, and soon travel assistance for additional countries will be available (see sidebar on Global Gateways). When asked to compare cancer care in China to that in the United States, Dr. Povoski noted many differences, including more limited access to many advanced imaging technologies, significantly longer length of hospital stays for surgical-related hospital admissions, and the common-place finding of three to five patients per hospital room in Chinese hospitals. Additionally, whereas in the U.S. it is typical for a multidisciplinary team of physicians to care for a cancer patient, in China, the surgeon is likely to be the primary care provider, often administering the cancer patient's chemotherapy. Lastly, the most common method of breast screening imaging is ultrasound in China as compared to mammography in the U.S.



Dr. Povoski visits the Dazhu Rock Carvings in the southeast Sichuan Province, and is pictured here with the Sleeping Sakyamuni Buddha carving.

Dr. Povoski said his hosts were extremely gracious and he was treated to festive dinners of authentic Chinese cuisine. "Everyone was very nice, and everyone wants to meet visitors." He was fortunate to travel with individuals who could interpret dinner conversation. Dr. Povoski's busy schedule allowed for only one day for sightseeing while in Chongqing of the Sichuan Province.

See Povoski continued on page 10

Povoski *(continued from page 9)*

Future plans include the potential for Chinese physician and scientist observers to visit the OSU Wexner Medical Center. Dr. Povoski and other members of their OSU multidisciplinary cancer detection team may re-visit China in the future to continue an open dialogue for further developing collaborative efforts related to cancer detection and imaging. Additionally, members of the OSU team may travel to China to assist with setting up a PET/CT imaging facility at the Second Affiliated Hospital of Chongqing Medical University in Chongqing, China. The hopes are that such international academic collaborations can lead to future international industry collaborations between China and OSU-supported businesses. ❖

Global Gateways assist faculty abroad

Ohio State's Global Gateway offices in Shanghai, China and Mumbai, India serve as a base for faculty research, teaching and international collaboration. Faculty members traveling to these regions are encouraged to notify the appropriate Gateway director (Phoebe You in Shanghai or Ratnesh Bhattacharya in Mumbai) of their impending visit. The staff at the Gateway offices can help by facilitating focused networking, targeted recruitment and support for scholarly work abroad. The Gateways can also help identify accommodations and provide recommendations and general way finding.

While China and India are the initial two countries to boast Gateway offices, Ohio State is investigating future offices in Brazil, Turkey, Ethiopia and Poland. For more information, visit oia.osu.edu/gateways

Support China Gateway: https://www.giveto.osu.edu/igive/onlinegiving/search_results.aspx?fundnum=313397



Moffatt-Bruce

QUALITY AND PATIENT SAFETY

Dr. Moffatt-Bruce named associate dean

Susan Moffatt-Bruce, MD, PhD, has been named associate dean of Clinical Affairs for Quality and Patient Safety. In this capacity, she will report to Dr. E. Christopher Ellison and Dr. Edmund Funai. Dr. Moffatt-Bruce is Chief Quality and Patient Safety Officer for Ohio State's Wexner Medical Center and associate professor in the Division of Cardiothoracic Surgery and in the Department of Molecular Virology, Immunology and Medical Genetics.

As associate dean of Clinical Affairs for Quality and Patient Safety, Dr. Moffatt-Bruce will create an integrated quality and safety program that crosses inpatient and outpatient clinical, academic and research areas. She will guide the development of training programs and define methodologies for quality and safety improvements. She will direct the collection and analysis of data, including internal patient and quality culture surveys. Dr. Moffatt-Bruce will also direct internal and external reporting, covering University Health System Consortium benchmarks, Physician Quality Reporting Initiative measures, core measures and the Value-Based Purchasing Program.

Dr. Moffatt-Bruce received her undergraduate degree from McGill University in Montreal, Quebec, and her medical degree from Dalhousie Medical School in Halifax, Nova Scotia. She served her residency in General Surgery at Dalhousie University, where she was the first surgical resident to obtain her PhD during training. Dr. Moffatt-Bruce completed both a cardiothoracic surgery fellowship and a cardiopulmonary transplantation fellowship at Stanford University. She recently received her MBA in operational excellence at Ohio State's Fisher College of Business, and is a Six Sigma Black Belt.

After her fellowships, she joined the staff of the University of British Columbia, where she practiced cardiac surgery for two years before being recruited to The Ohio State University Wexner Medical Center. Here, Dr. Moffatt-Bruce served as associate medical director of Quality from 2007-2010 and deputy director for Quality for the Comprehensive Transplant Center since 2006. In 2010, she became the Chief Quality and Patient Safety Officer. ❖

(Courtesy Hospital Communications)

T2C

REGENERATIVE MEDICINE

6th Annual Translational to Clinical (T2C) Regenerative Medicine Wound Care Conference

The Center for Regenerative Medicine and Cell Based Therapies' (CRMCBT) next signature event is the March 14-16, 2013, 6th Annual Translational to Clinical (T2C) Regenerative Medicine Wound Care Conference. The event is presented by CRMCBT and the Comprehensive Wound Center. A Call for Abstracts is currently underway. Visit the Center for Regenerative Medicine and Cell Based therapies website at: regenerativemedicine.osu.edu.



We are seeing the emergence of regenerative medicine as a new discipline in healthcare. With aging and disease, tissues and organs fail. Regenerative medicine is the process of creating living, functional tissues to repair or replace this lost function. It includes the injection of stem cells or progenitor cells also known as cell-based therapies and the induction of regeneration by biologically active molecules, and transplantation of in vitro grown organs and tissues. The field of regenerative medicine includes tissue engineering, because of its focus on how the body can use cells, biomolecules and supporting structures to heal it. However, the multi-faceted nature of regenerative medicine requires that its reach is broad and multidisciplinary in nature with the potential to involve all colleges in the Office of Health Sciences and the College of Engineering. It is imperative to note that success in this field is measured by solutions brought to healthcare.

The Center for Regenerative Medicine and Cell Based Therapies (CRMCBT), a multi-disciplinary, multi-college research center, was an idea initiated in 2011 by Dr. Chandan K. Sen. A working group established with Dr. Sen included Christopher Ellison, MD, Michael Miller, MD, and Gayle Gordillo, MD. The CRMCBT originated in the College of Medicine and focuses collaboration between seven different colleges across the University's campus, who are aimed at advancing research and outcomes in the field of regenerative

See T2C continued on page 13

T2C *(continued from page 12)*

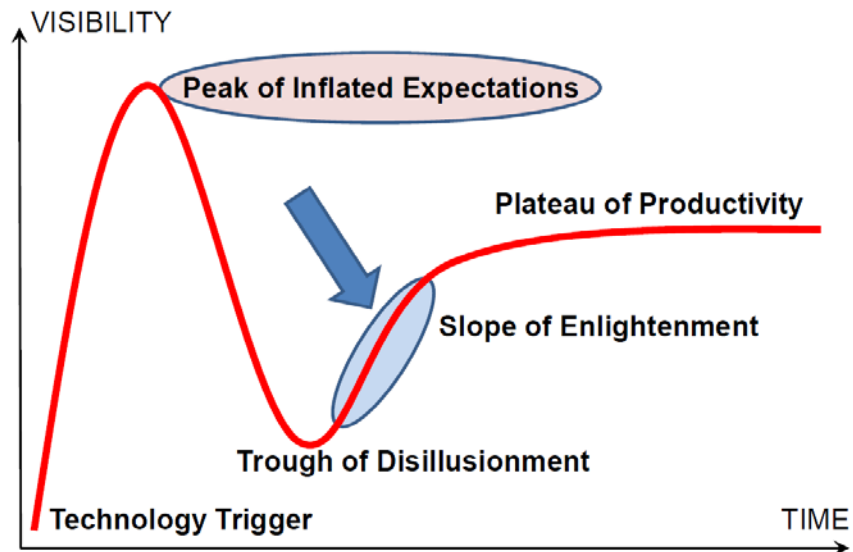
medicine. There are currently over 120 faculty with membership in the CRMCBT. The collective CRMCBT faculty is involved in and represents the fields of Medicine, Engineering, Arts and Sciences, Dentistry, Veterinary Medicine, Pharmacy and Nursing. Investigation by these researchers includes, but is not limited to Cell-Based Therapies, Imaging, Tissue Engineering and Wound, Burn and Trauma. The Fisher College of Business and the Battelle Memorial Institute are also engaged with the Center. These areas leave extraordinary opportunities on the table for OSU regenerative medicine focused faculty to aggressively pursue and have direct relevance to the research, education and service mission of the university. Dr. Steven Gabbe officially launched the Center on March 23, 2012 at the 5th Annual Translational to Clinical (T2C) Regenerative Medicine Wound Care Conference.

The biggest opportunity of a program focused on regenerative medicine is to revolutionize health care delivery, quality of life for patients and deliver on the promise of personalized medicine. The goal of reconstructing cancer defects with engineered tissues, of creating bone and cartilage for patients with osteoarthritis and for developing organs that eradicate the need for life support while patients wait for transplantable organs to become available, will drive forward this field at Ohio State. We will work to leverage knowledge in engineering (such as tissue engineering, material sciences, etc.) towards novel healthcare solutions. The vision for this Center is to create an environment that would foster interdisciplinary interactions, advance and disseminate knowledge in this emergent field, with the final goal to deliver solutions in health care through effective public-private partnership.

We are on the upswing of the maturity wave and this is the time to actively engage and participate. The initial hype (see Gartner hype cycle on page 14) is now gone, represented by the Peak of Inflated Expectations. Numerous start-up companies, health providers and academic settings raced to enter the market. They were plagued by not delivering on inflated promises to an eager recipient population (patients, stockholders, practitioners and media). The ideas, potential and technology were too new, and it was unrealized the complex nature and need for multi-disciplinary collaboration to actually produce solutions. The industry is now on the Slope of Enlightenment, and is an excellent time for focused engagement on this area of medicine. We learned from the Trough of Disillusionment where regenerative medicine failed to meet expectations and quickly became unfashionable. Currently, real strides of success are occurring, such as Christopher Breuer, M.D., OSU/Nationwide Children's recruit, successfully tissue engineering vascular grafts for children.

See T2C continued on page 14

T2C (continued from page 13)



A Hype Cycle represents the maturity, adoption and social application of specific technologies. (With permission, Gartner, Inc., ©2005)

At the current point of regenerative medicine at OSU, we recognize this vast opportunity and are aligning our strengths for current and future success. It is true we have witnessed many successes in regenerative medicine already at OSU, but under isolated administration that do not benefit from a programmatic network. The Center aims to serve as a catalyst for providing a better infrastructure to this network, while enabling investigators toward health care impact. New team formation, fostering the development of funding and the development of regenerative medicine educational programs for researchers, faculty and students will all assist in advancing OSU's position in the field.

As part of fostering our goals, the 6th Annual Translational to Clinical (T2C) Regenerative Medicine Wound Care Conference will discuss cutting-edge aspects of the different (translational and clinical) disciplines in regenerative medicine. We have assembled top level national experts in the field, such as **Mahendra Rao, MD, PhD**, Director of the National Institutes of Health, Center for Regenerative Medicine and **Tony Mikos, PhD**, Louis Calder Professor of Bioengineering and Chemical and Biomolecular Engineering at Rice University and Director of the J.W. Cox Laboratory for Biomedical Engineering and the Director of the Center for Excellence in Tissue Engineering at Rice University.

See T2C continued on page 15

T2C *(continued from page 14)*

The conference will promote knowledge dissemination and advancement in the emerging field of regenerative medicine in stem cell and tissue engineering wound applications. Suggested healthcare professional attendees of the conference include: Researchers, Physicians, Educators, Wound Specialists, Nutritionists, Social Workers, Case Management Professionals, Nurses and Administrators. The Ohio State University Medical Center, Center for Continuing Medical Education is accredited by the Accreditation Council for Continuing Medical Education (ACCME) to provide continuing medical education for physicians at this conference, as well as CME's for registered nurses.

Abstracts are currently being requested and can be submitted on the conference website at regenerativemedicineconference.osu.edu. All work addressing any aspect of Regenerative Medicine, Cell-based Therapies and Tissue Repair and Inflammation across organ systems are invited. Early bird deadline for submissions extended to February 1, 2013 and final deadline for abstract submissions is March 1, 2013 by 5:00 p.m. NO EXCEPTIONS. Registration fees will be waived for all poster authors with a manual registration form and online abstract submission. Please email brent.toto@osumc.edu for more information.

Conference website: regenerativemedicineconference.osu.edu ❖

EDUCATION

Curriculum pilot completed

The Department of Surgery continues to help lead the charge in implementing the College of Medicine's Lead Serve Inspire Curriculum for the clinical rotations of our medical students. Nineteen third-year students completed a 16-week prototype in December featuring an integrated clerkship between all of the surgical departments, the Department of Obstetrics and Gynecology and the Department of Anesthesiology. Students completed a one-week "ground school" followed by 14 clinical service weeks and one week of assessments. They met for weekly small groups hosted by departmental faculty, especially three "expert educators" funded by the COM: Dr. Benedict Nwomeh (Surgery), Wanjiku Musindi (OB/Gyn), and Lori Meyers (Anesthesiology). Students provided excellent qualitative and quantitative feedback at the end of the prototype that will inform the further development of the LSI Curriculum for the clinical years.

The group's work was presented in November at the COM's Celebration of Education and has been as abstracts to the Association for Surgical Education and Central Group of Educational Affairs.

This effort was organized by a task force led by Drs. Alan Harzman (Clerkship Director, Surgery) and Wanjiku Musindi (Clerkship Director, OB/Gyn). Task force members are:

- Sherif Abdel-Misih (Surgery)
- Benedict Nwomeh (Surgery)
- Vimal Narula (Surgery)
- Carl Schmidt (Surgery)
- Lynnsay Sinclair (Surgery Clerkship Coordinator)
- Lisa Christian (Behavioral Sciences)
- Danforth, Doug (OB/Gyn)
- Valerie Waddell (OB/Gyn)
- Katherine Strafford (OB/Gyn)
- Ritu Salani (OB/Gyn)
- Flor Backes (OB/Gyn)
- Jonathan Schaffir (OB/Gyn)
- Cynthia Evans (OB/Gyn)
- Dawn Watson (OB/Gyn Clerkship Coordinator)
- Ahmad Shabsigh (Urology)
- Ritu Kapoor (Anesthesiology)
- Lori Meyers (Anesthesiology) ❖

DISTINGUISHED VISITING PROFESSORS

Dr. Britt discusses healthcare reform



Renowned surgeon Dr. L. D. Britt, Brickhouse Professor and Chairman of the Department of Surgery at Eastern Virginia Medical School presented the informative, entertaining and thought provoking Surgery Grand Rounds “American Surgery and Healthcare Reform: Lingering Challenges,” on January 24. Dr. Britt (center) is joined by (left) Dr. Robert Higgins, Lumley Professor and Chief of the Division of Cardiac Surgery and Dr. E. Christopher Ellison, Zollinger Professor and Chairman of the Department of Surgery at Ohio State.

Breast cancer expert visits OSU



The Department of Surgery welcomed Dr. Monica Morrow, chief of the Breast Surgical Service and the Anne Burnett Windfohr Chair of Clinical Oncology at Memorial Sloan-Kettering Cancer Center on November 1-2. Dr. Morrow is an expert in surgical oncology dedicated to treating breast cancer. She presented the Surgery Grand Rounds, “Management of the Axilla in 2012” and also presented the inaugural Arthur G. James Lecture, “The Local Therapy of Breast Cancer in the Multidisciplinary Era.” Dr. Morrow is joined by (left) Dr. E. Christopher Ellison, Zollinger Professor and Chairman of the Department of Surgery, and Dr. William Farrar, Chief, Division of Surgical Oncology; and Director, Stephanie Spielman Comprehensive Breast Center.



Drosdeck

MASTER OF MEDICAL SCIENCE PROGRAM

MMSP Corner

Master of Medical Science candidates have been active in the following investigations:

Joe Drosdeck, MD

Mentors: W. Scott Melvin, MD & Dean Mikami, MD

Abstracts accepted for presentation:

“Multivariate Analysis Of Risk Factors For Wound Infection After Laparoscopic Colorectal Surgery.” Society of American Gastrointestinal and Endoscopic Surgeons (SAGES), Baltimore, MD, April 17-20.

“Porcine Wet Lab Improves Surgical Skills in Third Year Medical Students.” Academic Surgical Congress, New Orleans, LA, February 5-7, 2013.

Abstract accepted for poster:

“Reinforcement Of Midline Laparotomies With Bioabsorbable Mesh: Implications On Wound Infection.” SAGES, April 17-20.



Martin del Campo

Sara Martin del Campo, MD

Mentor: William Carson, MD

Abstract accepted for presentation:

Martin del Campo SE, Grignol VP, Peters SB, Clark JR, Carson WE III. “MicroRNA Profiling Classifies Problematic Melanocytic Lesions.” 2013 Annual Cancer Symposium of the Society of Surgical Oncology. National Harbor, MD, March 6-9, 2013.



Matthews

Mika Matthews, MD

Mentor: Gail Besner, MD

Publications – manuscripts:

Matthews MAB, Satiani B, Lohr JM. Trends in a changing vascular practice environment for members of the Society for Vascular Surgery. *Journal of Vascular Surgery* [accepted]

Satiani B, Matthews MAB, Gable D. Work effort, productivity, and compensation trends in members of the Society for Vascular Surgery. *Vascular and Endovascular Surgery* 2012; 46(7), 508-513.

See MMSP continued on page 19

MMSP (continued from page 18)

Publication – abstracts:

Matthews MAB, Watkins DJ, Darbyshire A, Besner GE. Heparin-binding EGF-like growth factor protects the intestines from radiation therapy-induced intestinal injury. *Journal of the American College of Surgeons* 2012; 215(3) Supplement, S19-S20.

Presentations:

Matthews MAB, Watkins D.J., Darbyshire A., Carson W.E., Besner G.E. HB-EGF Protects the Intestines from Radiation Therapy-Induced Intestinal Injury. 2012 American Academy of Pediatrics National Conference and Exhibition. New Orleans, LA, October 2012.

Watkins DJ, Yang J, Matthews MAB, Besner GE. Synergistic Effects of HB-EGF and Mesenchymal Stem Cells in a Murine Model of Intestinal Ischemia/Reperfusion Injury. 2012 American Academy of Pediatrics National Conference and Exhibition. New Orleans, LA, October 2012.

Matthews MAB, Watkins DJ, Darbyshire A, Carson WE, Besner G.E. HB-EGF Protects the Intestines from Radiation Therapy-Induced Intestinal Injury. American College of Surgeons 2012 Clinical Congress, Surgical Forum. Chicago, IL, October 2012.

Watkins DJ, Yang J, Matthews MAB, Besner GE. Synergistic Effects of HB-EGF and Mesenchymal Stem Cells in a Murine Model of Intestinal Ischemia/Reperfusion Injury. American College of Surgeons 2012 Clinical Congress, Surgical Forum. Chicago, IL, October 2012.



Adesanya

Student awarded travel grant

T. M. Ayodele Adesanya has been chosen as a winner of the 2013 Association for Academic Surgery (AAS) Student Travel Grant. This honor includes a certificate of recognition and an announcement published in the AAS Newsletter and on the AAS website. In addition, he will receive complimentary registration to the 8th Annual Academic Surgical Congress (ASC), which will be held February 5-7, 2013 in New Orleans, LA. The AAS is supported by the AAS Foundation and will provide a \$500 travel stipend distributed at the ASC, and up to 3 nights hotel accommodations at the meeting hotel.

Mr. Adesanya is a fourth-year M.D./Ph.D. student in The Ohio State University College of Medicine. He began his undergraduate studies at The

See MMSP continued on page 20

MMSP *(continued from page 19)*

University of Chicago where he majored in Biological Chemistry, Chemistry, and Biological Sciences. Throughout these years, he sought out many different opportunities to be actively engaged in biomedical research. After successful completion of his undergraduate education, he matriculated into The Ohio State University College of Medicine and subsequently into the Biomedical Sciences Graduate Program to pursue the combined M.D./Ph.D. training. He has potential interests in cardiovascular surgery, cardiology, and cardiac anesthesiology, and wishes to employ his bench-based curiosities in tissue engineering, biomaterials, and cardiovascular biology. ❖

MARK YOUR CALENDARS

OSUWMC Research Day “ April 11, 2013

Surgery Research Conference “ May 23, 2013



Royal

SPOTLIGHT ON STAFF

Jean Royal

Even though she's the middle child among her 3 brothers and one sister Jean Royal says her family considers her the oldest sibling. "I think it's because I'm more vocal than my brothers and sister," said Jean. The Division of Surgical Oncology welcomed Jean as the division administrator in September 2012.

Jean was born and grew-up in Meridian, Mississippi. After graduating from Meridian High School, Jean moved to Columbus, Ohio in 1993 to continue her education. Jean attended Columbus State Community College where she received her Associate's degree as a Legal Assistant. Calling it "my transitional moment," Jean accepted a temporary position with the Department of Hematology/Oncology at Ohio State in 2001 and as Jean says, "The rest is history."

Jean worked full-time for Hematology for 5 years. Coincidentally she was a co-worker of Cheryl Pulsinelli, who recently joined the Department as the division administrator for Trauma, Critical Care and Burn. Jean also worked for the Department of Chemistry, The College of Arts and Science, and the Department of Women's Gender and Sexuality Studies at Ohio State. In addition to her full-time employment she also earned a Bachelor of Art degree in communication and a Master of Science degree in public policy and management from OSU. Jean stresses the importance of humanities in education, saying "it increases people skills."

Jean describes herself as a "self-motivator." She is proud of the fact that she is the first person in her family to complete graduate school. Jean says that one of the most rewarding parts of her job is working with division chief Dr. William Farrar. "He is amazing. I have a great deal of respect for him," she said.

Away from work Jean's focus is on her family. She and her husband Clarence have raised 4 sons, 2 daughters and 1 adopted daughter. "I'm a big family person," said Jean. "On weekends, we are heavily involved in our children's lives, either with sports or a church activity."

Welcome Jean! ❖



Hu

NEW FACULTY

Dr. Hu appointed to surgical oncology faculty

Zhiwei Hu, MD, PhD, has accepted an appointment as research associate professor with the Division of Surgical Oncology. Dr. Hu was previously a faculty member at Yale University. He is an expert in targeting tumor vasculature and in cancer immunotherapy. He has published extensively on the topics of tumor immunology, oncology and cancer immunotherapy. Dr. Hu is co-inventor of 4 U.S. patents and one pending patent and his expertise provides a bridge between academics and industry. ❖



Carson

IN BRIEF

In the News

Dr. William Carson, III, professor of surgery, Division of Surgical Oncology, was quote in the October 28 *Columbus Dispatch* newspaper article “After the diagnosis: do you travel for treatment?” The article asked cancer patients if they stay near their home for treatment or travel elsewhere to get the best treatment available. “Cancer centers are a good option for some patients because of the team approach,” said Dr. Carson “Patients should consider how many times a surgeon has performed a certain procedure. I think there’s something to be said for specialization.”



Needleman

As competition among healthcare providers increases there is a concern among some patients about a doctors motives. “Doctors do want their patients to get the best treatment possible and often try to stay current on alternatives offered at other locations,” Carson said. “We wouldn’t keep somebody here and give them a treatment that doesn’t have a great chance of working when we know there’s another option that’s much better. It’s a little more altruistic than you would think.”

“Other factors that influence a patient’s decision on where to go for treatment can include convenience and comfort, from the parking availability near a cancer center to the climate in which it’s located,” Carson said.



Michalsky

Medicaid weighs expanded coverage for bariatric surgery

Ohio Medicaid officials are researching whether to expand access to bariatric surgery to more low-income residents. The National Institutes of Health guidelines recommend patients have a body mass index (BMI) of 40 or greater, without other complications, to be considered for bariatric surgery. A BMI of at least 35 is suggested for patients who also suffer with Type 2 diabetes, high blood pressure, sleep apnea or cardiovascular disease. The Wexner Medical Center, however, sometimes considers the surgery for individuals with a lower BMI who have “significant” diabetes. **Dr. Bradley Needleman**, associate professor of surgery and director of the bariatric surgery program at the OSU Wexner Medical Center, said “Medicaid patients need a body mass index of at least 50 and must be on insulin to obtain coverage. A person who stands 5 feet 10 inches tall must weigh about 350 pounds to have a BMI of 50. Without those two criteria, we’ve never had success in having that covered.” **Dr. Marc Michalsky**, associate professor of clinical surgery and surgical director of the Nationwide Children’s Hospital Center for Healthy Weight and Nutrition, said the hospital has had success in getting Medicaid approval for bariatric surgeries.

Continued on page 24



Ross

“I believe Ohio is actually one of the more favorable states to be a potential adolescent bariatric patient,” Michalsky said. He also said access to the surgery varies. “There are certainly many, many adult patients out there that struggle to get approval and support from the payers.”

Dr. Patrick Ross, Jr., professor of surgery and chief of the Division of Thoracic Surgery and **Dr. John Wilson**, research assistant professor, Division of Thoracic Surgery were featured in a program explaining the benefits of photodynamic therapy for lung cancer and esophageal cancer on the November 7 WPBS TV broadcast “Healthy Body, Healthy Mind.”



Wilson

Hormones, vitamins and minerals may improve brain health

Hormone precursors, vitamins and minerals can also help keep the brain healthy by staving off mood problems and memory loss. Seeds from *Griffonia simplicifolia*, an African shrub, contain a high level of 5-hydroxytryptophan (5-HTP), which helps the brain build serotonin, so the herb has been formulated in brain health products. Serotonin is an important hormone that affects sleep, appetite and mood. Another hormone, melatonin also plays a role in sleep and general brain health. Vitamin E includes eight natural compounds (four tocopherols and four tocotrienols) that possess neuroprotective activity; however, alpha-tocotrienol has the most cognitive research of all the vitamin E components. **Dr. Chandan Sen**, professor of surgery and vice chair of research, Department of Surgery, and his research team found a low concentration of alpha-tocotrienol, but not alpha-tocopherol, prevented glutamate-induced brain cell death, a physiological phenomenon that occurs in the brain during a stroke.

Natural Products Insider story: <http://goo.gl/QuLpH>



Sen

Recognitions

Dr. Charles H. Cook, associate professor of surgery, Division of Trauma, Critical Care and Burn and **Dr. Stanislaw P. Stawicki**, assistant professor of surgery, Division of Trauma, Critical Care and Burn, and the results of their study of retained surgical items were featured in the Health and Science section of the December 14, 2012 edition of the *Columbus Dispatch*. The article was entitled, *Study Tracks Surgical Items Left Behind*.



Cook

Continued on page 25



Evans

Dr. David C. Evans, assistant professor of surgery, Division of Trauma, Critical Care and Burn, was elected to be on the International Affairs Committee for the Association of Academic Surgery (AAS).



Miller

Dr. Sidney F. Miller, professor of surgery and director of burn research and development, Division of Trauma, Critical Care and Burn, was named as The American Electric Power (AEP) Foundation Chair in Burn Care. The AEP Foundation created the endowed chair in burn research at The Ohio State University Comprehensive Burn Center to enable the College of Medicine to retain a nationally recognized physician faculty member overseeing medical research, education/training and specialized burn care. This endowment was approved by the board of directors of The Ohio State University Wexner Medical Center.



Satiani

Dr. Bhagwan Satiani, professor of clinical surgery and director of Non-Invasive Laboratories, Division of Vascular Diseases and Surgery, was elected to the Board of “Asha Ray of Hope” for a two year term 2013-2015. ASHA-Ray of Hope is a non-profit, community-based organization that works with victims of domestic violence in the South Asian community. ASHA-Ray of Hope exists to support and counsel victims of domestic violence in Ohio, especially in the South Asian community. Through advocacy, collaboration and awareness activities, ASHA will help to educate the greater community and connect victims with the resources they need to achieve self-reliance. <http://www.asharayofohope.org/>

Dr. Bhagwan Satiani accepted an appointment to the Grants Committee of the Ohio Commission on Minority Health (OCMH). The Ohio Commission on Minority Health is dedicated to eliminating disparities in minority health through innovative strategies and financial opportunities, public health promotion, legislative action, public policy and systems change. Dr. Satiani is currently a Commissioner on the board of the OCMH.



Stawicki

Dr. Stanislaw Stawicki has accepted an invitation to join the advisory editorial board of the *European Journal of Trauma and Emergency Surgery*.

Knightsbridge clinic awarded for patient satisfaction

The Knightsbridge Vascular Surgery clinic has achieved another Quarterly Patient Satisfaction Award for the July, August, September 2012 timeframe. They achieved a 92.7% rating for the quarter. This rating is based on survey responses from patients who have been seen in the clinics, related to the

Continued on page 26

question “Would you recommend this provider?”. The patients also answer questions related to clinic staff. The quarterly ratings for these areas were:

Office Staff, 88%; Nurse/Assistant, 95.8%; Team Assessment, 95.5%

The clinic will receive a \$500 gift to be used to improve the clinic experience for the patients. They will also receive an additional engraved announcement to add to their BRAVO Plaque that hangs by the front desk.

Congratulations to the entire Vascular Surgery Team “ physicians, Division office staff, as well as the clinic staff. Everyone contributed to achieving this goal.

Grants

Stanislaw P. Stawicki, MD. (Co-Investigator). A phase-II, double-blind, placebo-controlled, dose-finding study to evaluate the safety and efficacy of Ipamorelin compared to placebo for the recovery of gastrointestinal function in patients following small or large bowel resection with primary anastomosis; Total study support \$75,000.

Sidney F. Miller, MD. The Burn Center received notification of funding of a Department of Defense grant in conjunction with the University of Pittsburgh. The study evaluates a new process to identify organism in burn wounds. Additionally, Stemimnion Corporation has funded a study of using a stem cell generator in the management of diabetic feet burns.

Publications

Bach JA, Leskovan JJ, Scharschmidt T, Boulger C, Papadimos TJ, Russell S, Bahner DP, **Stawicki SPA.** The right team at the right time: Multidisciplinary approach to multi-trauma patient with orthopedic injuries. *OPUS 12 Scientist* 2012;6(1):6-10.

Campbell JE, **Trgovcich J, Kincaid M,** Zimmerman PD, Klenerman P, Sims S, **CH Cook.** Transient CD8-memory Contraction: A Potential Contributor to Latent Cytomegalovirus Reactivation. *J Leukoc Biol.* 2012; 92(5):933-937.

Jones M, Porter K, **Coffey R, Miller S, Cook C, Whitmill M,** Murphy C. Impact of Early Methadone Initiation on Critically Injured Burn Patients: A Pilot Study. *J Burn Care Res*, 2012 Oct. 17 [Epub ahead of print].

Matthews M, Watkins D, Darbyshire A, **Carson W**, **Besner G**. Heparin-binding EGF-like Growth Factor (HB-EGF) Protects the Intestines from Radiation Therapy-Induced Intestinal Injury. *J Pediatr Surg* (in press).

Moffatt-Bruce SD, **Ellison EC**, Anderson III HL, Chan L, Balija T, Bernescu I, Cipolla J, Marchigiani R, Seamon MJ, **Cook CH**, **Steinberg SM**, **Stawicki SP**. Intravascular Retained Surgical Items: A Multi-Center Study of Risk Factors. *J Surg Res*. 2012; 178(1):519-523.

Odar C, Kirschman K, Pelley T, Butz C, Besner G, Fabia R: Prevalence and Correlates of Posttraumatic Stress Symptoms in Parents of Young Children Post-Burn. *J Burn Care Res* (in press).

Perry KA, Banarjee A, Liu J, Shah N, **Wendling MR**, **Melvin WS**. Gastric ischemic conditioning increases neovascularization and reduces inflammation and fibrosis during gastroesophageal anastomotic healing. *Surg Endosc*. 2012 Dec 18 [Epub ahead of print].

Prabhakaran S, Doraiswamy VA, Nagaraja V, Cipolla J, Marchigiani R, **Evans DC**, **Lindsey DE**, Seamon MJ, Kavuturu S, Gerlach AT, Jaik NP, **Eiferman DS**, Papadimos TJ, Adolph MA, **Cook CH**, **Stawicki SPA**. Nasoenteric Tube Complications: A Comprehensive Clinical Review. *Scand J Surg*. 2012;101(3):147-55.

Stawicki SPA, Papadimos TJ, Bahner DP. Evidence Tables: Transthoracic Echocardiography (TTE) in Acute Pulmonary Embolism. *OPUS 12 Scientist*. 2011;5(2):13-6.

Su Y, Yang J, **Besner G**. Heparin-binding EGF-like Growth Factor Promotes Intestinal Restitution by Affecting Integrin-Extracellular Matrix Interactions and Intercellular Adhesions. *Growth Factors* (in press).

Watkins D, Zhou Y, Chen C-L, Darbyshire M, **Besner G**. Heparin-binding Epidermal Growth Factor-Like Growth Factor (HB-EGF) Protects Mesenchymal Stem Cells. *J Surg Res* 177(2):359-364, October 2012 [EPub 2012 May 23].

Watkins D, Yang J, **Matthews M**, **Besner G**. Synergistic Effects of HB-EGF and Mesenchymal Stem Cells in a Murine Model of Intestinal Ischemia/Reperfusion Injury. *J Pediatr Surg* (in press).

Watkins D, **Besner G**. The Role of the Microcirculation in the Pathogenesis of Necrotizing Enterocolitis. *Seminars in Pediatric Surgery* (in press).

Yang J, Velten M, **Besner G**. A Technique for Systemic Mesenchymal Stem Cell Transplantation in Premature Rat Pups. *J Investig Surg* (in press)

Zhou Y, Chen C-L, **Besner G**. Heparin-Binding EGF-Like Growth Factor (HB-EGF) Promotes Murine Enteric Neural Crest-Derived Cell Migration *in Vitro* and *in Vivo*. *J Pediatr Surg* 47(10):1865-1873, Oct. 2012.

Abstracts

Gerlach AT, Blais DM, Jones GM, Burcham P, **Stawicki S**, **Cook CH**, Murphy CV. High Dose Dexmedetomidine is not Associated with Increased Risk of Hypotension. *Crit Care Med*. 2012;40(12):S128.

International Presentations

Povoski SP. Cancer Detection at The Ohio State University. Institute of Nuclear Energy Safety Technology, Chinese Academy of Sciences and School of Nuclear Science and Technology, University of Science and Technology of China (USTC), Hefei, China, December 4, 2012.

Povoski SP. Grand Rounds, Cancer Detection at The Ohio State University: Past, Present, and Vision for the Future. Anhui Provincial Hospital, Hefei, China, December 4, 2012.

Povoski SP. Grand Rounds, Cancer Detection at The Ohio State University: Past, Present, and Vision for the Future. School of Engineering Sciences, University of Science and Technology in China (USTC), Hefei, China, December 5, 2012.

Povoski SP. Cancer Detection at The Ohio State University. Philips Healthcare, China, Shanghai, China, December 6, 2012.

Povoski SP. Grand Rounds, Cancer Detection at The Ohio State University: Past, Present, and Vision for the Future. Zhejiang Provincial Hospital of Traditional Chinese Medicine, Hangzhou, China, December 8, 2012.

Povoski SP. Cancer Detection at The Ohio State University. Covidien China Technology Center (CTC) for Research and Development in Shanghai, Shanghai, China, December 10, 2012.

Povoski SP. Radioguided Surgery at The Ohio State University: The Integration of Nuclear Medicine Technologies into the Operating Room Environment. Department of Nuclear Medicine, The Second Affiliated Hospital of Chongqing Medical University, Chongqing, China, December 13, 2012.

Povoski SP. Grand Rounds, Cancer Detection at The Ohio State University: Past, Present, and Vision for the Future. The Second Affiliated Hospital of Chongqing Medical University, Chongqing, China, December 13, 2012.

Stawicki SP. Fundamentals of Resuscitation in Trauma: Abdominal Trauma. In the proceedings of the 8th Annual INDO-US Emergency Medicine Summit, Nashik Engineering Convention Center, Nashik, Maharashtra, India, October 28, 2012.

Stawicki SP. Fundamentals of Resuscitation in Trauma: Thoracic Trauma. In the proceedings of the 8th Annual INDO-US Emergency Medicine Summit, Nashik Engineering Convention Center, Nashik, Maharashtra, India, October 28, 2012.

Stawicki SP. Presenter, Making History: One Project at Time. In the proceedings of the 2nd Annual Meeting of the Indian Network of Critical Illness and Injury Translational Trial Experts (INCIITTE), Nashik Engineering Convention Center, Nashik, Maharashtra, India, October 27, 2012.

Stawicki SP. Moderator, Multidisciplinary Trauma Critical Care Course. In the proceedings of the 8th Annual INDO-US Emergency Medicine Summit, Nashik Engineering Convention Center, Nashik, Maharashtra, India, October 28, 2012.

Stawicki SP. Trauma critical care: Neurocritical care. In the proceedings of the 8th Annual INDO-US Emergency Medicine Summit, Peers within Field. Nashik Engineering Convention Center, Nashik, Maharashtra, India, October 28, 2012.

Stawicki SP. Trauma critical care: Pitfalls and pearls. In the proceedings of the 8th Annual INDO-US Emergency Medicine Summit, Peers within Field. Nashik Engineering Convention Center, Nashik, Maharashtra, India, October 28, 2012.

National Presentations

Besner G. Invited Speaker, Research in Etiology and Treatment for Necrotizing Enterocolitis. Necrotizing Enterocolitis Symposium. Johns Hopkins University, Baltimore, MD, October 12, 2012.

Elkhammas EA. Faculty, Kidney, Pancreas Case Presentations. American Society of Transplant Surgeons (ASTS) 6th Annual Fellows Symposium, Hilton Head SC, October 25-28, 2012.

Gerlach AT, Blais DM, Jones GM, Burcham P, **Stawicki S**, **Cook CH**, Murphy CV. High Dose Dexmedetomidine is not Associated with Increased Risk of Hypotension. Poster presentation in the proceedings of the Society of Critical Care Medicine's 42nd Critical Care Congress, San Juan, Puerto Rico, January 19-23, 2013.

Henry ML. Panelist, Surgical Techniques for Creation of AV Access "How I Did It. CIDA 2012 Scientific Program, 9th Annual Controversies in Dialysis Access, Chicago IL, October 11, 2012.

Henry ML. Panelist, Next Generation Access Updates and CIDA Live, Case 1, CIDA 2012 Scientific Program, 9th Annual Controversies in Dialysis Access, Chicago IL, October 12, 2012.

Henry ML. Panelist, Distal Hypoperfusion Ischemia Syndrome (DHIS), CIDA Live, Case 3, CIDA 2012 Scientific Program, 9th Annual Controversies in Dialysis Access, Chicago IL, October 12, 2012.

Henry ML. Speaker, Training Surgeons to Perform Vascular Access. 39th Annual Vascular and Endovascular Issues, Techniques and Horizons, VEITH Symposium 2012, New York NY, November 14, 2012.

Henry ML. Moderator, Clinical Practice Issues, 39th Annual Vascular and Endovascular Issues, Techniques and Horizons, VEITH Symposium 2012, New York NY, November 14, 2012.

Matthews M, Watkins D, Darbyshire A, **Carson W**, **Besner G.** HB-EGF Protects the Intestines from Radiation Therapy-Induced Intestinal Injury. American Academy of Pediatrics, New Orleans, LA, October 20, 2012. *Winner of Rosencrantz Resident Research Award for Best Basic Science Research*

Stawicki SP. Retained Surgical Items: Safety, Surgeons, Systems, and Society. Presented at Department of Surgery Grand Rounds, St Luke's University Hospital, Bethlehem, Pennsylvania, November 28, 2012.

Steinberg SM. Nutrition and the Immune System in Critically Ill Patients. Visiting Professor, University of Rochester, Department of Surgery, Surgical Grand Rounds, Rochester, New York, December 12-13, 2012.

Local Presentations

Coffey R. National Faculty and Course Coordinator, Advanced Burn Life Support Course. Presented at The Wexner Medical Center at The Ohio State University, Columbus, OH, October 12, 2012.

Coffey R. Burn Outreach at Community Fire Protection Event. Presented at the Violet Township Fire Department, Pickerington, OH, October 14, 2012.

Coffey R. Alterations in Skin Integrity: Care of the Burn Patient. Class 6271 Nursing Care of Adults lecture. Presented at The Ohio State University College of Nursing, Columbus, OH, November 14, 2012.

Coffey R, Murray-Johnson L, Cloppert P. Safe Signals: A Burn Education and Prevention Program for High-Functioning Young Adults with ASD. In the proceedings of the OCALI Conference, Columbus, OH, November 15, 2012.

Coffey R. Basic Trauma and Burn Support, FCCS Course Lecture to Medicine Residents. Presented at The Ohio State University, Columbus, OH, December 6, 2012.

Coffey R. Initial Care of the Burn Patient 2012 Trauma Tactics: Advanced Trauma Care. Presented at Riverside Methodist Hospital, Columbus, OH, December 12, 2012.

Evans D. Designing a Study: Methodologies and Advanced Preparation. Presented at The Wexner Medical Center at The Ohio State University, Columbus, OH, December 21, 2012.

Go MR. Portal Hypertension, The Ohio State University Medical Center, Department of Surgery, Professor Conference, Columbus, OH, November 8, 2012.

Henry ML. Speaker, Establishing and Maintaining Vascular Access in ESRD Patients. 2012 Organ Transplantation Symposium, Wright State University Department of Surgery and Miami Valley Hospital, Dayton, OH, September 14, 2012.

Jones LM. Teleburn Program, Clinical Innovation Panel at the Senior Leader Retreat. Presented at the Ohio Union, The Ohio State University, Columbus, OH, October 23, 2012.

Jones LM. Initial Management of Burns, Burn Injury Assessment. Surgical Resident Lecture. Presented at the Riverside Methodist Hospital, Columbus, OH, October 30, 2012.

Jones LM. Life Threatening Dermatologic Conditions in the ICU, Critical Care Fellow Lecture. Presented at The Wexner Medical Center at The Ohio State University, Columbus, OH, November 16, 2012.

Jones LM. Course Director, Advanced Trauma Life Support Course. Presented at the Central Ohio Trauma Systems, Columbus, OH, December 1, 2012.

Miller SF. The Burn Center Model. Interdisciplinary Workshop for Palliative Care. Presented at The Wexner Medical Center at The Ohio State University, Columbus, OH, September 19, 2012.

Miller SF. Emergency Care for the Electrical Burn. Presented at the Norwich Township Fire Department, Hilliard, Ohio, October 15, 2012 and October 17, 2012.

Miller SF. Course Director, Advanced Burn Life Support Course. Presented at Mercy St. Vincent's Hospital, Toledo, OH, October 10, 2012.

Miller SF. Course Director, Advanced Burn Life Support Course. Presented at The Wexner Medical Center at The Ohio State University, Columbus, OH, October 12, 2012.

Miller SF. Course Director, Advanced Trauma Life Support Course. Presented at Central Ohio Trauma Systems, Columbus, OH, November 30, 2012.

Miller SF. National Faculty, Advanced Burn Life Support Course. Presented at Nationwide Children's Hospital, Columbus, OH, December 6, 2012.

Miller SF. Designing a Study: Patient Sample Size Estimation. Presented at The Wexner Medical Center at The Ohio State University, Columbus, OH, January 4, 2013.

Satiani B. Upper Extremity Arterial Evaluation. The Ohio State University Wexner Medical Center, Division of Vascular Diseases & Surgery, Vascular Grand Rounds, Columbus, OH, November 5, 2012.

Satiani B. Clinical Evaluation of Suspected DVT Guides the Decision to Prophylactically Anticoagulate But Does Not Impact the Decision to Perform After Hours Duplex Venous Scanning or Increase Its Yield. Presented to Emergency Department OSU East Hospital, Columbus, OH, December 7, 2012.

Satiani B. Clinical Evaluation of Suspected DVT Guides the Decision to Prophylactically Anticoagulate But Does Not Impact the Decision to Perform After Hours Duplex Venous Scanning or Increase Its Yield. The Ohio State University, Emergency Department, Columbus, OH, December 7, 2012.

Satiani B. Overview of healthcare cluster program for 2013. Undergraduate Healthcare Cluster, Fisher School of Business, Ohio State University, Columbus, OH, January 8, 2013

Satiani B. Limb Loss: Difference or disparity. Ohio Commission on Minority Health, Columbus, OH, January 18, 2013.

Saum G. Preparing for and Getting Past the IRB. Presented at The Wexner Medical Center at The Ohio State University, Columbus, OH, January 18, 2013.

Stawicki SP. Moffatt-Bruce SD. Patient Safety Grand Rounds: Retained Surgical Items. Presented at Department of Surgery Grand Rounds, The Ross Heart Hospital Auditorium, Columbus, OH, December 13, 2012.

Stawicki SP. Gerlach A. Overview of Clinical Research in a Multidisciplinary Environment. Presented at The Wexner Medical Center at The Ohio State University, Columbus, OH, November 2, 2012.

Stawicki SP. Important Things About Getting Started with Research. Presented at The Wexner Medical Center at The Ohio State University, Columbus, OH, November 9, 2012.

Stawicki SP. Clinical Research Projects: Strategies and Approaches. Presented at The Wexner Medical Center at The Ohio State University, Columbus, OH, November 30, 2012.

Stawicki SP. Designing a Study: Asking the Right Questions. Presented at The Wexner Medical Center at The Ohio State University, Columbus, OH, December 7, 2012.

Thors A. Diagnosis & Management of Misc Vasculogenic Problems. The Ohio State University Wexner Medical Center, Division of Vascular Diseases & Surgery, Vascular Grand Rounds, Columbus, OH November 19, 2012

Vermillion BD. Vascular Graft Infections. The Ohio State University Wexner Medical Center, Division of Vascular Diseases & Surgery, Vascular Grand Rounds, Columbus, OH, December 3, 2012.

Visiting Professor

Kavita S. Sharma, MD, Cardiovascular Medicine, The Ohio State University. Current statin use and peri-operative cardiac management for non-coronary surgery. The Ohio State University Wexner Medical Center, Division of Vascular Diseases & Surgery, Vascular Grand Rounds, Columbus, OH, November 26, 2012.

Self-assessment credit available at Surgery Grand Rounds

Faculty members attending the Surgery Grand Rounds may now earn self-assessment credit as well. A quiz will be available at most Surgery Grand Rounds. Faculty members who correctly score 75 percent or greater will receive 1 ABS MOC self-assessment credit (see accreditation statement below).

Accreditation Statement: The American Board of Surgery Maintenance of Certification (MOC) is a continuous professional development program required for surgeons who certified in any ABS specialty after July 1, 2005. Faculty members who complete this quiz can receive one credit toward a MOC self-assessment activity. (The surgical education office will record your credits)

Surgery Today is a quarterly electronic publication of the Department of Surgery at The Ohio State University Wexner Medical Center. © 2012 Department of Surgery, The Ohio State University Wexner Medical Center.

*E-mail:
dennis.mathias@osumc.edu*

*Please visit us on-line at:
<http://surgery.osu.edu/> and
on Facebook at <https://www.facebook.com/pages/OSU-Surgery/213627342011179>*

For quiz schedule or more information please contact Dennis Mathias at (614) 293-8852. ❖